

## SUMMER WORK PACKET FOR FIRST GRADE!

Name \_\_\_\_\_

Due Date: Meet the Teacher/First Day of School

Dear New First Graders and Parents,

Attached is the summer work packet for first grade students. This packet should be completed throughout the summer to keep each student on pace for a successful year in first grade. Please do not do this packet all at once or wait until the end of summer to complete.

It is very important that this work be completed for your student to be prepared for class and ready to participate. Please have your student return this packet to his or her first grade teacher at Meet the Teacher or on the first day of school. There will be a special celebration for all students who take responsibility in their learning by returning this packet on time and fully completed.

We look forward to working with you and your student in first grade!

Sincerely,

The 1<sup>st</sup> grade team

# "I Can" Tic-Tac-Toe

Choose 3 activities to make a tic-tac-toe.  
Make as many tic-tac-toes as you can!

I can sing the ABCs.	I can write my first and last name.	I can name all the vowels.
I can think of 5 words that rhyme with cat.	I can count to 100.	I can go to the bathroom and wash my hands by myself.
I can cut and glue by myself.	I know how to ask for help.	I can follow 2-step directions.

# Dolch Primer Sight Vocabulary

Name: \_\_\_\_\_ Date Prefest: \_\_\_\_\_ % Correct: \_\_\_\_\_

Date of test: \_\_\_\_\_ % Correct: \_\_\_\_\_

all	into	that
am	like	there
are	must	they
at	new	this
ate	no	too
be	now	under
black	on	want
brown	our	was
but	out	well
came	please	went
did	pretty	what
do	ran	white
eat	ride	who
four	saw	will
get	say	with
good	she	yes
have	so	
he	soon	

Your child identifies all circled words. Our goal is 100% by the end of February of 1<sup>st</sup> Grade.  
Thanks for your help in practicing at home.

Jill Perkins © 1998

Color code: purple = Sept. blue = Nov. green = Jan. red = March black = May

# Dolch First Grade Sight Vocabulary

Name: \_\_\_\_\_ Date Pretest: \_\_\_\_\_ % Correct: \_\_\_\_\_  
Date of test: \_\_\_\_\_ % Correct: \_\_\_\_\_

after	has	over
again	her	put
an	him	round
any	his	some
ask	how	stop
as	just	take
by	know	thank
could	let	them
every	live	then
fly	may	think
from	of	walk
give	old	were
going	once	when
had	open	

Your child identifies all circled words. Our goal is 100% by the end of May of 1<sup>st</sup> Grade.  
Thanks for your help in practicing at home.

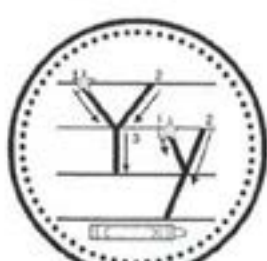
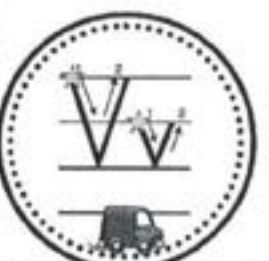
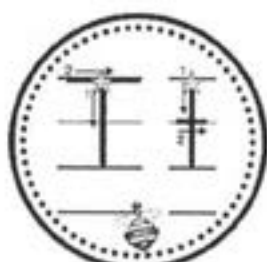
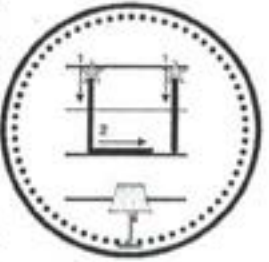

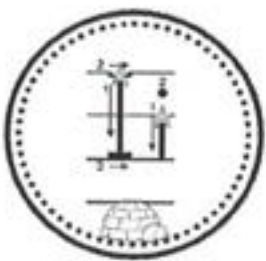
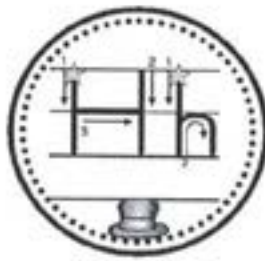

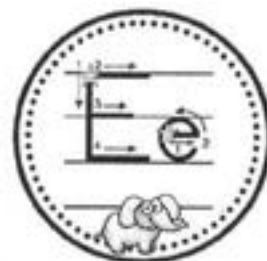

Jill Perkins © 1998

Color code: purple = Sept. blue = Nov. green = Jan. red = March black = May

Dear Parents,

# Alphabet Path of Motion

As the students practice their letter formations at home, it is important that they practice using the correct "path of motion" for that particular letter. Listed below is the recommended "path of motion" for upper and lower case letters. By practicing the letters correctly and consistently, your child will develop the muscle memory needed to efficiently write.


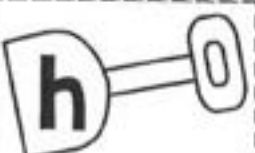



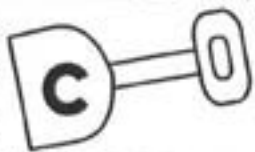



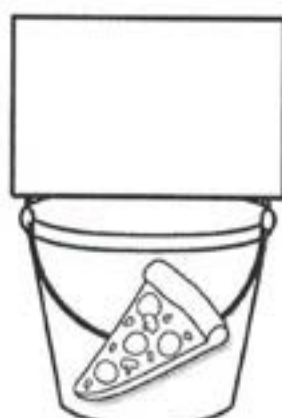

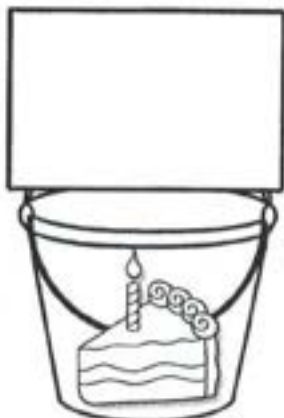
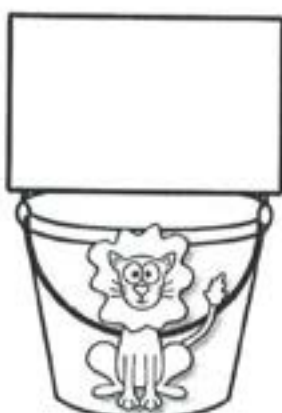
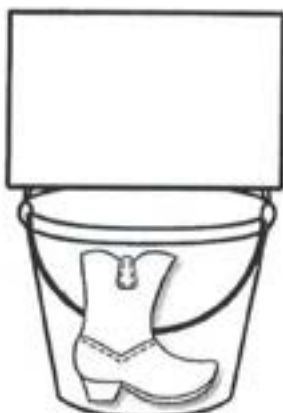
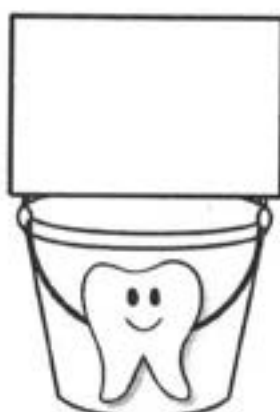
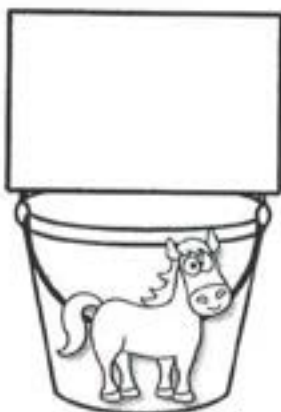


Name: \_\_\_\_\_



# Scooping Beginning Sounds


Cut the letters and glue them in the box above the picture that has the matching beginning sound.



Name: \_\_\_\_\_

# Missing Letters

Write the missing letters on the caterpillar to make the word complete.




w e




m


p




o



c




o p




t

u



n

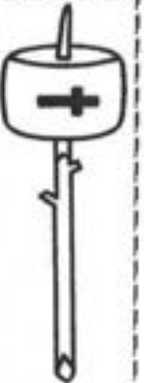
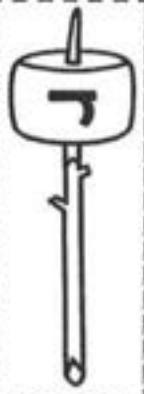
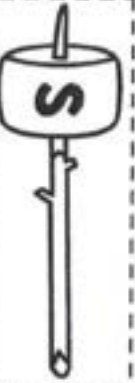

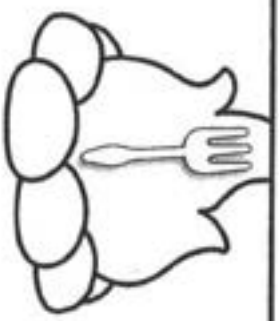



e

# Ending Sounds

Name: \_\_\_\_\_

Cut the letters and glue them in the box above the picture that has the matching ending sound.





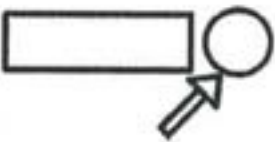
Name: \_\_\_\_\_

Say the picture name and glue the correct ending of the word to make the word complete.

### Word Families!




**b**



**d**



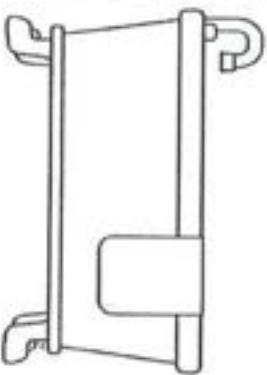
**l**



**c**



**c**



**t**

ot

ug

dn

op

qn

og


# Middle Vowels

Name: \_\_\_\_\_

Color the middle vowel sound that matches the picture in the box.



a e i o u



a e i o u



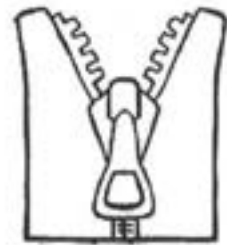
a e i o u



a e i o u



a e i o u



a e i o u



a e i o u



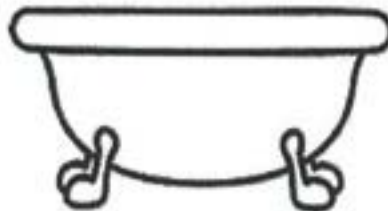
a e i o u



a e i o u



a e i o u



a e i o u




a e i o u


# Beginning Blends

Say the picture name. Color the correct beginning blend sound.


Name: \_\_\_\_\_




sh cr cl




tr sl sk




fl cl fr




br tr dr




gr gl fl




ch gr dr




st th sw



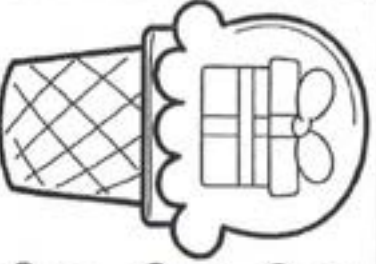
cl fl sh



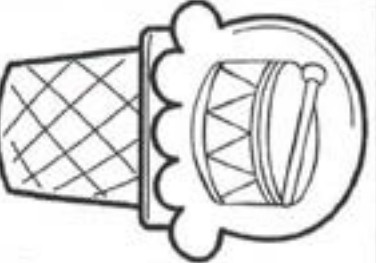
bl dr sp



pl sk tr



dr pr ch

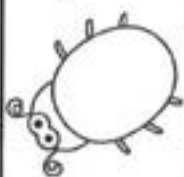


cr dr pl

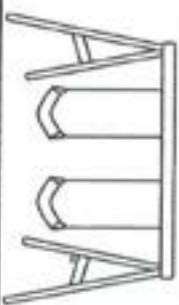
## Complete the Sentence

Name: \_\_\_\_\_  
Read the sentence. Cut out the sight words and glue in the box that will make the sentence complete.

We  the little bug.



We like  swing.



Look  the frog.



I see  big jet.



My dog  run fast.



The cat  in the tub.



can

see

is

to

a

at


Name: \_\_\_\_\_

# Sentence Unscramble

Glue the words to make a complete sentence.

--	--	--	--	--	--

Write the complete sentence.



© A Spoonful of Learning

\_\_\_\_\_

-----

\_\_\_\_\_

-----

\_\_\_\_\_

-----

\_\_\_\_\_

-----

\_\_\_\_\_


-----

with will boat. He the play

# Scooping Up Rhymes

Color the 2 scoops of ice cream in each box that rhyme.

Name: \_\_\_\_\_



## Sentence Unscrambler

Name: \_\_\_\_\_

Unscramble the words in the boxes to make a complete sentence to go with the picture. Write the complete sentence on the lines.

to go I pool will the



my you ball? Do see



sunglasses. are Here my



bucket. is A in crab the



Name: \_\_\_\_\_

Say the picture name and color the word that has the correct spelling of the picture.

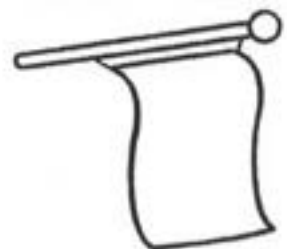
# Find My Word



Fish

Fash

Fosh



Fleg

Flag

slag



mand

sand

hand



drim

trum

drum



stop

clop

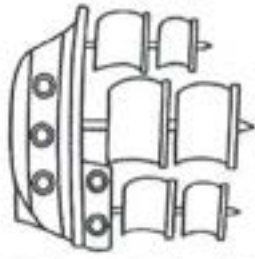
stup



str

star

sart



Flip

ship

shop



fled

slod

sled



crib

creb

crad



## Let's Read

Read the sentence. Cut and glue the picture that matches the sentence in the box.

Name: \_\_\_\_\_


I will go on the bus.




The pig is in the mud.




A hat is on the cat.



Do you see that sun?



That is a wet dog.



























# Before and After

Name: \_\_\_\_\_

- |   |   |   |   |   |   |   |   |   |    |
|---|---|---|---|---|---|---|---|---|----|
| 1 | 2 | 3 | 4 | 5 | 6 | 7 | 8 | 9 | 10 |
|---|---|---|---|---|---|---|---|---|----|

Look at the number on the frog.  
Write the numbers that comes  
before and after on the lines.

  _____ 	  _____ 
  _____ 	  _____ 
  _____ 	  _____ 
  _____ 	  _____ 

# Counting On

Name: \_\_\_\_\_

Look at the given number. Count by ones and fill in the missing numbers in the boxes.



--	--	--	--	--



--	--	--	--	--



--	--	--	--	--



--	--	--	--	--



--	--	--	--	--



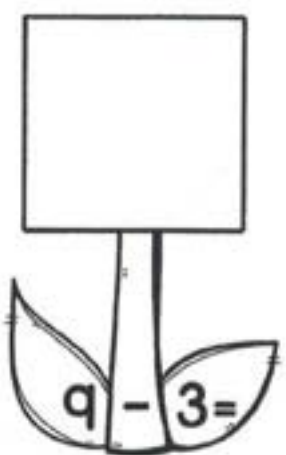


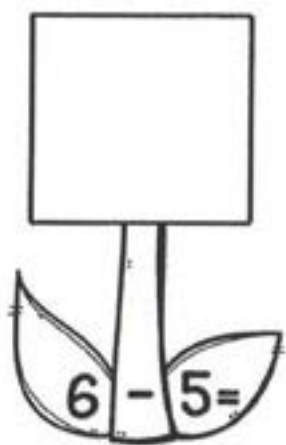
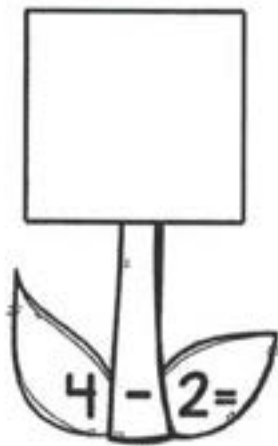



--	--	--	--	--

Name: \_\_\_\_\_

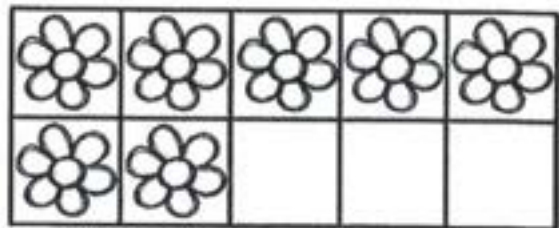
# Subtraction Flowers

Solve the subtraction equation on the stem. Cut out the answer on the flower and glue it in the box.



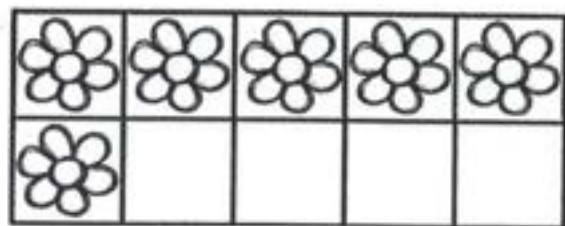
# How Many More to 10?

Use the ten frames to find how many more you need to get 10 altogether.  
Write the missing addend on the line.

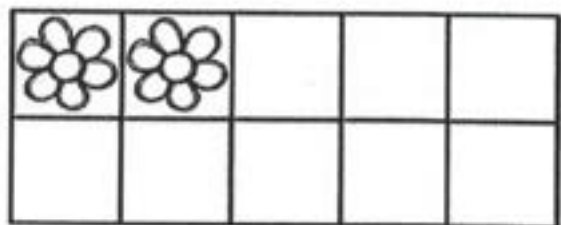


$$7 + \underline{\quad} = 10$$


Name: \_\_\_\_\_



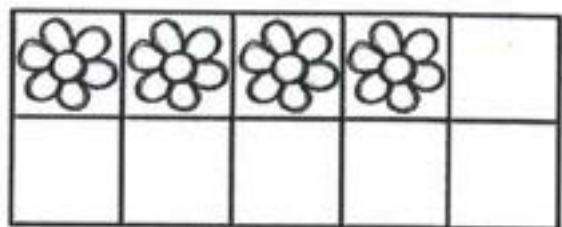
$$6 + \underline{\quad} = 10$$



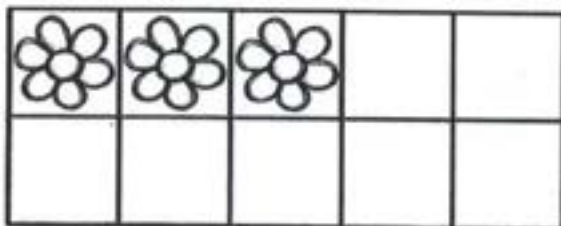
$$2 + \underline{\quad} = 10$$



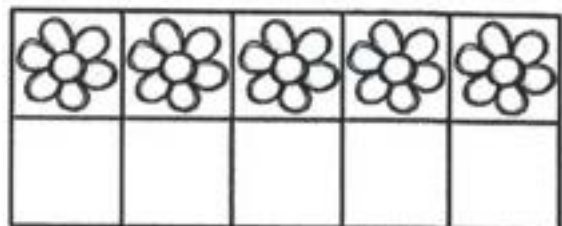
$$9 + \underline{\quad} = 10$$



$$4 + \underline{\quad} = 10$$



$$3 + \underline{\quad} = 10$$



$$5 + \underline{\quad} = 10$$

# Addition Bubbles

Name: \_\_\_\_\_

Solve the addition equations.  
Color the bubble by their answer.

$3+2=$

$4+3=$

$2+2=$

$5+3=$

$7+1=$

$2+4=$

$2+3=$

$6+1=$

$3+3=$

$0+5=$

$4+4=$

$3+4=$

$0+4=$

$4+1=$

$6+0=$

$5+2=$

$1+3=$

$2+6=$

$4+2=$

$3+1=$

Color By  
Answer:

4- green

5- blue

6- red

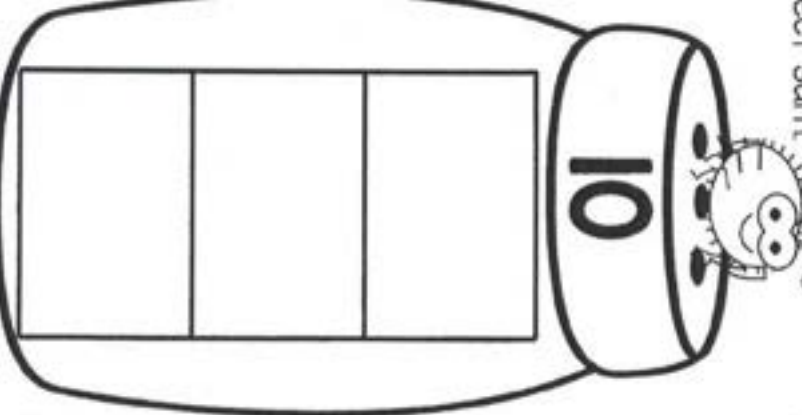
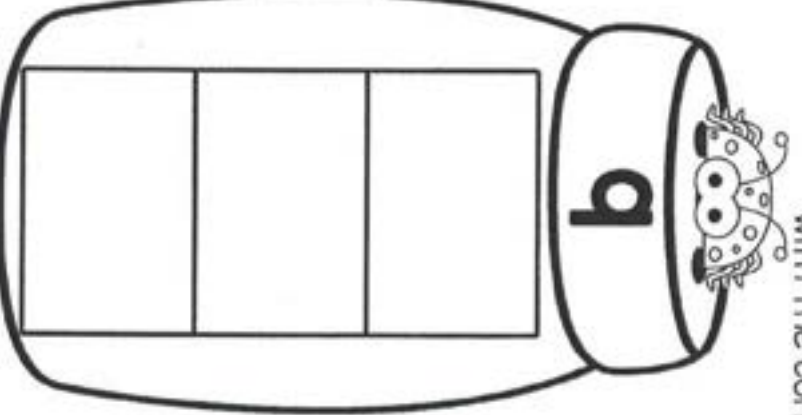
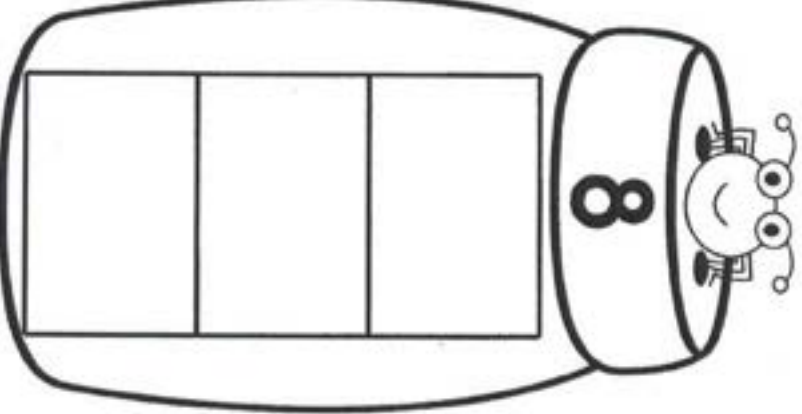
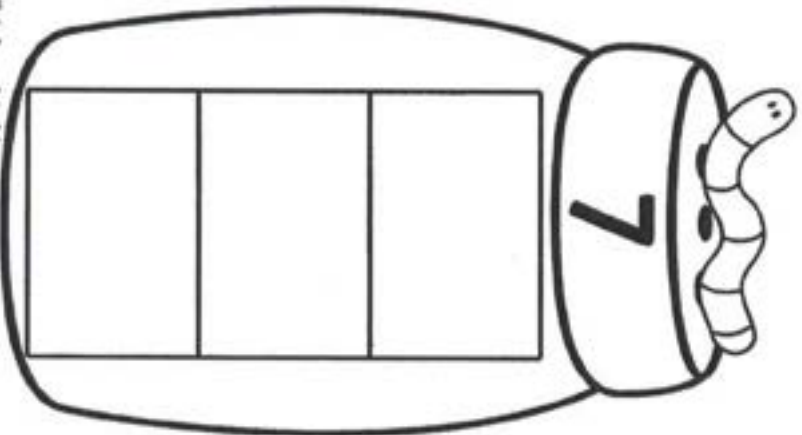
7- yellow

8- purple













# Buggy Addition Sort

Name: \_\_\_\_\_

Cut the addition equations and glue them on the jar with the correct sum.



© A Spoonful of Learning

 $2+5=$	 $5+5=$	 $3+6=$	 $4+3=$	 $0+7=$	 $6+2=$	 $8+2=$	 $5+4=$	 $4+4=$	 $7+1=$	 $7+2=$	 $4+6=$
--	--	--	--	---	---	--	--	--	--	--	--

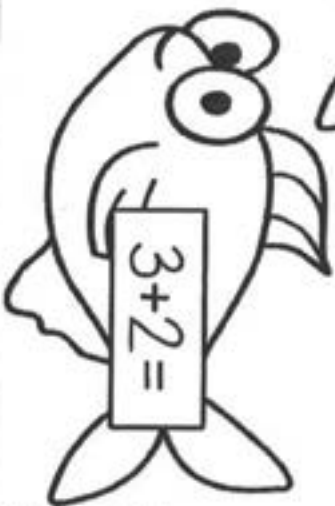



**Color By Answer:**  
2 = red      5 = yellow  
3 = purple    6 = blue  
4 = green     7 = orange

Name: \_\_\_\_\_

Solve the addition and subtraction equations. Color the fish by their answer.

answer:





# Cross Out Subtraction


Name: \_\_\_\_\_

Use the picture to help solve the subtraction.  
Cross out the pictures to help you find the answer.


$$\begin{array}{r} 5 \\ - 2 \\ \hline \end{array}$$



$$\begin{array}{r} 6 \\ - 5 \\ \hline \end{array}$$




$$\begin{array}{r} 8 \\ - 4 \\ \hline \end{array}$$




$$\begin{array}{r} 7 \\ - 1 \\ \hline \end{array}$$



$$\begin{array}{r} 9 \\ - 3 \\ \hline \end{array}$$




$$\begin{array}{r} 3 \\ - 0 \\ \hline \end{array}$$



$$\begin{array}{r} 7 \\ - 2 \\ \hline \end{array}$$



$$\begin{array}{r} 10 \\ - 5 \\ \hline \end{array}$$




Name: \_\_\_\_\_


## True or False?

Solve the equations on the lemons. Decide if they are true or false and color.

True



False



$2+3=5$

$5-4=1$

$6+1=3$

$4+3=7$

$4-2=6$

$2+5=8$

$7-2=5$

$9-3=2$

$5-3=2$

$3+3=6$

$6-2=3$

$8+1=9$

$2+3=5$

$4+4=8$

$8-5=4$

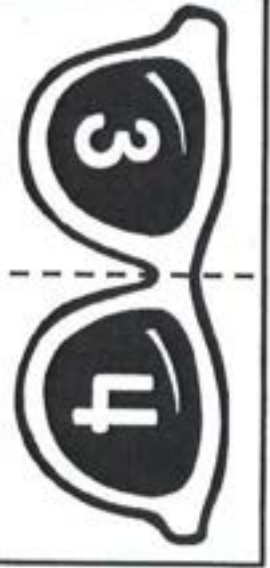




$10-3=7$

$0+6=6$



# Greater Sunglasses

Name: \_\_\_\_\_  
Color the side of the sunglasses with the greater number.



Name: \_\_\_\_\_



# All About Numbers

Show the number above the sandcastle with tallies, in a ten frame, with blocks, and on a domino.

	Draw Tallies	Color the Ten Frame	Color the Blocks	Draw dots
6				
9				
7				
8				
5				

# Place Value Popsicles

Name: \_\_\_\_\_

Color the number on the  
popsicle that matches the  
base ten blocks.

16 17 18

13 14 15

20 19 16

10 12 11

14 15 16

9 11 10


18 17 19

13 14 12

15 16 17

13 14 15





















19 16 18



Name: \_\_\_\_\_

Cut the numbers at the bottom and glue them in the correct boxes to count to 40 by 2's!

### Surfing by 2's!

 2	 4		 8	
 12		 16		 20
	 24		 28	
 32		 36		

22 40

6

14

30

10

34

18

38

26